Escherichia coli

30 DAKİKA	60 DAKİKA	90 DAKİKA
		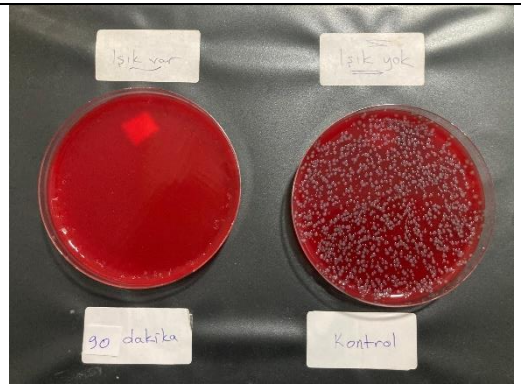
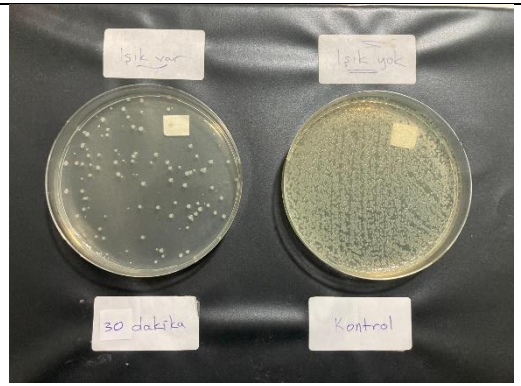		

Klebsiella pneumonia

30 DAKİKA	60 DAKİKA	90 DAKİKA
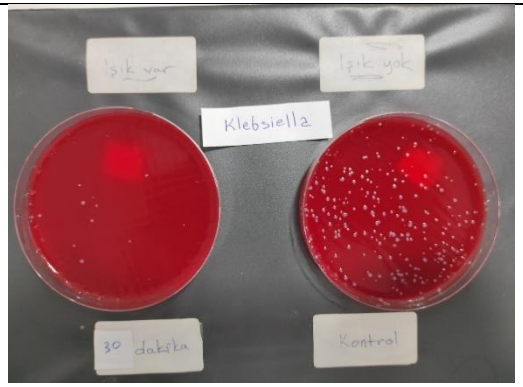	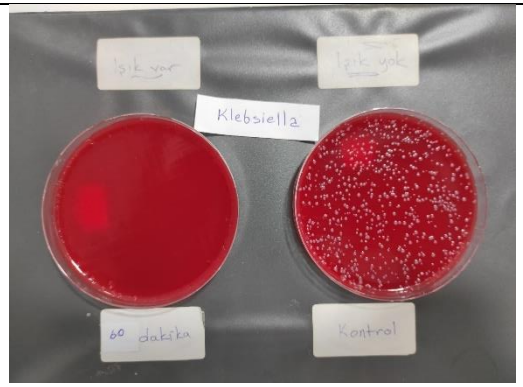	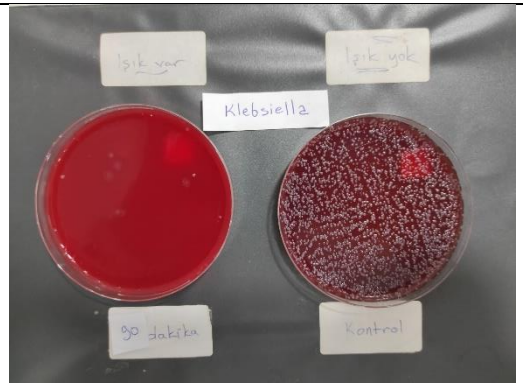
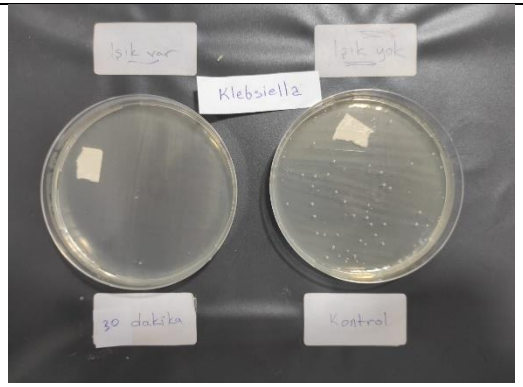		

Pseudomonas aeruginosa

30 DAKİKA	60 DAKİKA	90 DAKİKA
	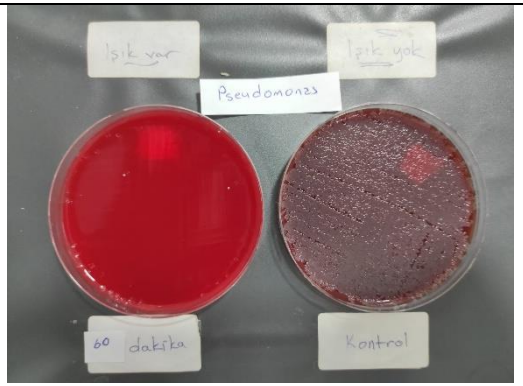	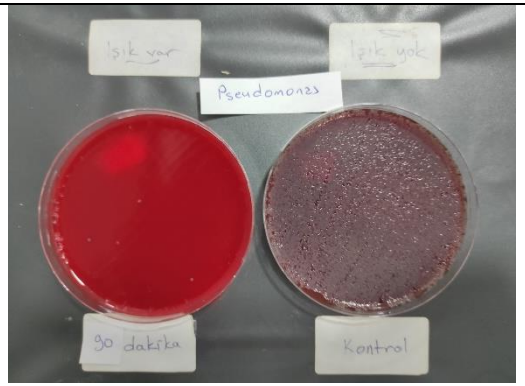
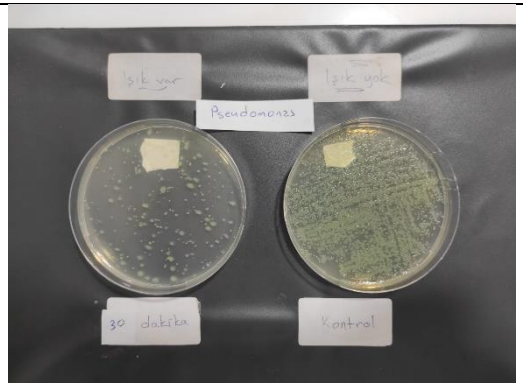		

Acinetobacter baumannii

60 DAKİKA	120 DAKİKA	180 DAKİKA	240 DAKİKA
		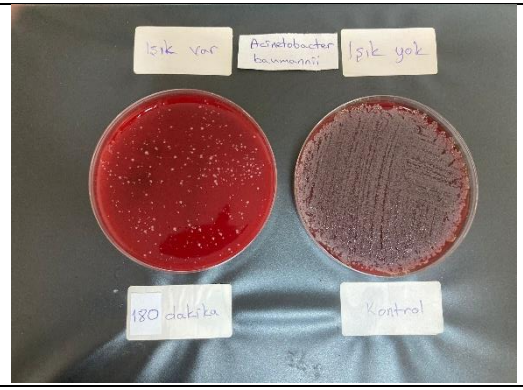	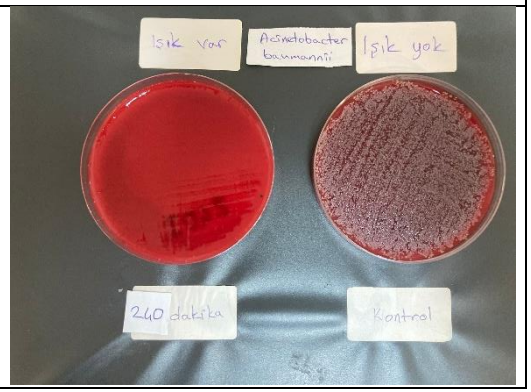

Mikroorganizmaların DLED altındaki geçen zamanla değişen üreme miktarları

Mikroorganizma	Temas süresi (dakika)	Koloni sayısı	Bakterisidal etki (Log azalma)	Bakterisidal etki (% azalma)
E.coli	0	$5,25x10^{8}$	-	-
	30	$4,36x10^{5}$	3,08	99,9170
	60	$5,0x10^{2}$	6,02	99,9999
	90	$2,0x10^{1}$	7,42	99,99999
K.pneumonia	0	$6,42x10^{6}$	-	-
	30	$4,8x10^{3}$	3,13	99,93
	60	$3,0x10^{1}$	5,33	99,9995
	90	$2,0x10^{1}$	5,51	99,9997
P.aeruginosa	0	$4,6x10^{8}$	-	-
	30	$5,8x10^{6}$	1,90	98,74
	60	$1,4x10^{3}$	5,52	99,9997
	90	$2,0x10^{1}$	7,36	99,99999
A.baumanni	0	$8,56x10^{8}$	-	-
	30	$2,12x10^{8}$	0,61	75,23
	60	$5,8x10^{7}$	1,17	93,22
	90	$6,28x10^{6}$	2,13	99,27
	120	$3,64x10^{5}$	3,37	99,96
	180	$4,52x10^{4}$	4,28	99,99
	240	$3,0x10^{1}$	7,46	99,99999

Mikroorganizmaların DLED altındaki geçen zamanla değişen logaritmik koloni sayısı grafiği

